

www.modcon.com.au

sales@modcon.com.au

(07) 3245 2807

21 Smith St, Capalaba QLD 4157

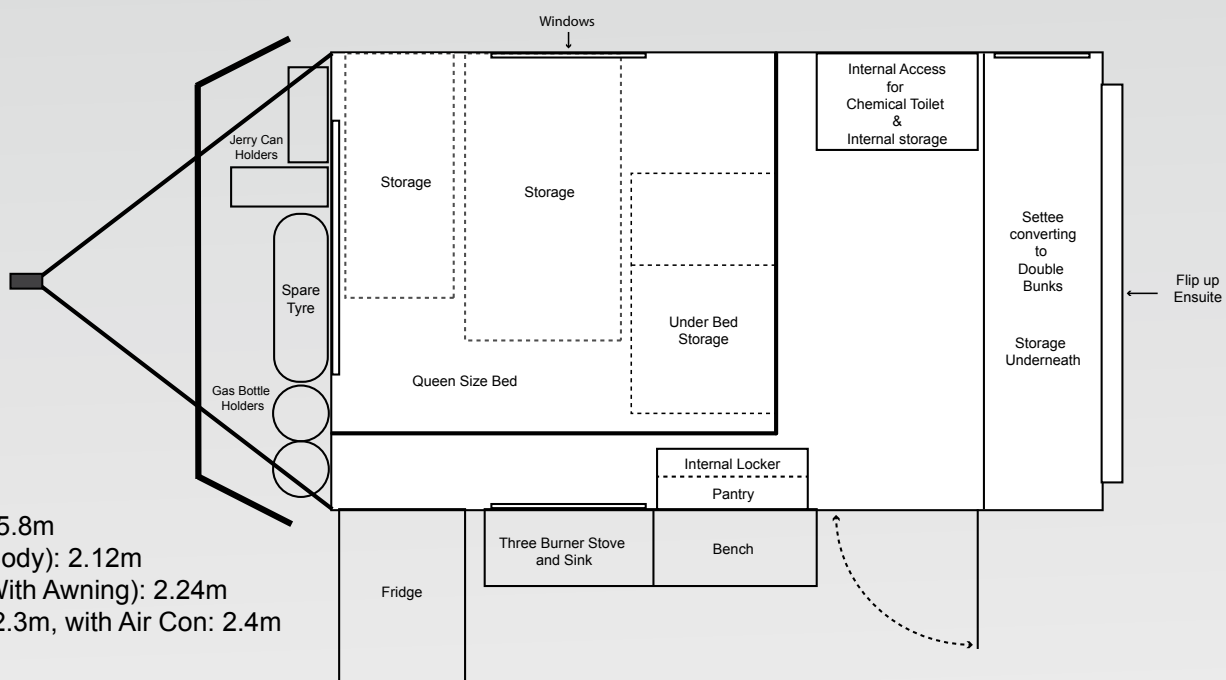


MODCON CAMPERS

C3 HYBRID | From \$31,990

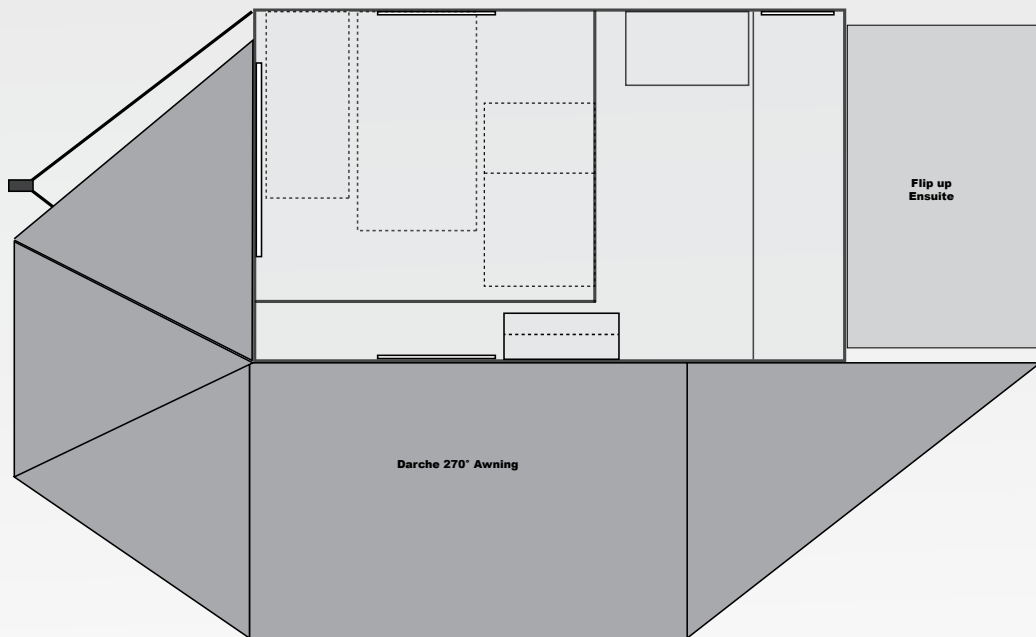
- Superb stainless steel outside kitchen with Thetford 3 burner stove and sink, flip over bench and massive 135L pantry above the food prep area
- Sleeping for four, Queen size and two single bunk beds
- Mega storage, 1645L. (This does not include on top of or beside the bed or on the floor area). Rear and front full width lockers, unique chemical toilet storage accessible from inside and out, BBQ storage
- Clam shell lid pops up for spacious and airy internal living. Easy one person opening
- Drop down ensuite at rear. Minimal set up and pack down
- Swing around 270° *Darche* awning
- Full composite aluminium body for light weight, strength and corrosion resistance
- Fully insulated with poly styrene between internal and outer walls
- Steel chassis for strength, hot dipped galvanised for longevity
- Off road independent trailing arm suspension designed by *Modcon*
- *Ark* heavy duty jockey wheel
- Polyblock off road coupling
- Lightweight, Tare: 1580kg
- 2 x 100 amp/h batteries
- 2 x 100L water tanks
- TV/DVD/MP3 Player





Length: 5.8m
 Width (Body): 2.12m
 Width (With Awning): 2.24m
 Height: 2.3m, with Air Con: 2.4m

TARE: 1580kg
 GVM: 2000kg



* Drawings not to scale

The C3 comes standard with the *Darche Eclipse 270° Awning* for comprehensive weather protection within minutes

CONSTRUCTION

The awning and walls are constructed using a hard-wearing proofed 260gsm poly cotton ripstop canvas. The frame is a Aluminium box extrusion with steel hardware. The transit cover is constructed using laminated 600gsm PVC.

AREA OF SHELTER

The awning alone covers 11.5m²
With walls fitted (optional), the set up covers approx. 20.5m².

ADDITIONAL POLES INCLUDED

3x pivoting alloy telescopic poles are included and purposely fitted under awning arms for easy access and stowing. Each rafter has a purpose drilled hole for additional supplied spigot poles.

UNIQUE POINT OF DIFFERENCE

The Eclipse 270° Awning hinges from two sides, and also has a class leading larger coverage area as the front span runs along the front of the vehicle.

ADDITIONAL WALL USAGE

With the use of Darche's Telescopic Alloy Poles 90-230cm (sold separately), both front walls (optional) are designed to be used as additional extendable awnings.

FREE-STANDING FUNCTIONALITY

It is designed to be a free-stander to aid in set up and pack down only, however we recommend that it is pegged down at all times. It has a large surface area, meaning sudden wind gusts could become hazardous. The Darche Eclipse 270° Awning has been designed for general camping use under normal conditions. Always ensure all guy ropes are anchored correctly. It may be necessary to re-adjust guy ropes and pegs at times to maintain the structural integrity of the awning.

Note: To avoid chances of personal injury and or property damage, Darche highly recommends the Eclipse 270° Awning should NOT be erected during windy conditions. Damage caused by wind and/or adverse weather will not be covered under warranty.

ONE-PERSON SETUP

The Eclipse 270° Awning is designed as a simple 1 person set up and pack down. Inclement weather may require the assistance of another person.

WATER RUN-OFF

Included guy ropes need to be fixed between rafters to create a water run off valley.

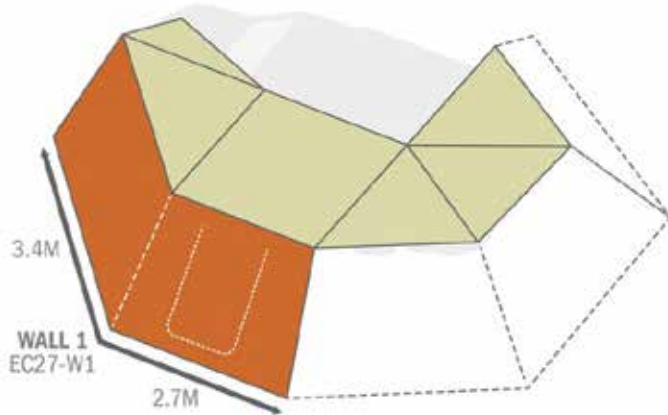
WARRANTY

2 Year factory warranty.



Options

<i>Redarc</i> 1230 12v/240v Battery Management System	\$2,500
25amp <i>Victron</i> IP67 240v Charger hard wired	\$585
15amp <i>Victron</i> 240v Charger with Anderson plug connect	\$315
Air Conditioning - <i>Bel Air Houghton</i> 2400	\$2,500
<i>ARK</i> Off Road Coupling	\$290
<i>Cruisemaster</i> DO35 Off Road Coupling	\$400
<i>Darche</i> Awning Walls (Wall 1 and Wall 2)	\$430
Annex Walls - fully enclosed annex	\$1,990
Portable Hot Water System, includes water and gas inlets beside ensuite	\$750
<i>Evacool</i> G75 Glacier 74L Fridge/Freezer	\$1,099
200W Portable Solar Panel	\$799
2 x 160w Fixed Solar Panels on roof	\$1599
240v Power - 15amp inlet (external), RCD and dual socket (internal)	\$750
TV/DVD /Radio/Bluetooth Player	Included



* Awning on camper is reversed

